

02 MESA REFRIGERADA CON PUERTAS DE CRISTAL SERIE 600

GLASS DOOR UNDERCOUNTER REFRIGERATOR 600 SERIES

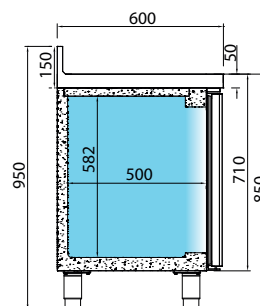


02 Mesas



Doble acristalamiento (6-15-5)
Double pane glass (6-15-5)

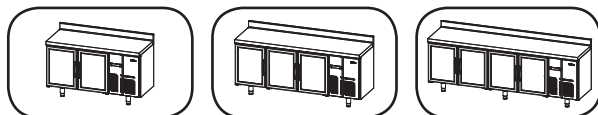
BMPP 2000 CR



BMPP CR

MODELOS MODELS	→ ↗ ↑	⏻	⚠	📦	📱	📅	🔧	❄	💧	🌡	🔄	🕒	🌡	🛒
	Dimensiones Dimensions LxFxH (mm)	Potencia Power (W)	Tensión/Frecuencia Voltage/Frequency (V/Hz)	Capacidad Capacity (L)	Nº puertas Doors	Nº parrillas / J. guías No shelves / Slides	Compresor Compressor (HP)	Potencia frig. Cooling capacity (W a -10°C)	Evaporación Evaporation	Régimen T ^{RA} Temperature Range (38°C)	Desescarche Defrost	Control Control	Refrigerante Refrigerant	Consumo Consumption (kWh/24h)
BMPP 1500 CR	1468x600x850	583	220/50	245	2	2/2 (325x430)	1/4	298	Forzada Forced	0°C/+6°C	Automático Automatic	Digital 30 AMP	R 134 a	3,22
BMPP 2000 CR	1960x600x850	687	220/50	385	3	3/3 (325x430)	1/3	395	Forzada Forced	0°C/+6°C	Automático Automatic	Digital 30 AMP	R 134 a	3,79
BMPP 2500 CR	2452x600x850	736	220/50	525	4	4/4 (325x430)	3/8	464	Forzada Forced	0°C/+6°C	Automático Automatic	Digital 30 AMP	R 134 a	4,06

Características técnicas y constructivas sujetas a variación sin previo aviso / We reserve the right to change specifications without prior notice.



BMPP 1500 CR

BMPP 2000 CR

BMPP 2500 CR

OPCIONAL / OPTIONAL

- Parrilla / Wire shelf (502X43)
- Juego de guías / Slides (503X16; 503X21)
- Cerradura / Lock (506X60)

02 MESA REFRIGERADA CON PUERTAS DE CRISTAL GN1/1 SERIE 700

GN1/1 GLASS DOOR UNDERCOUNTER REFRIGERATOR 700 SERIES

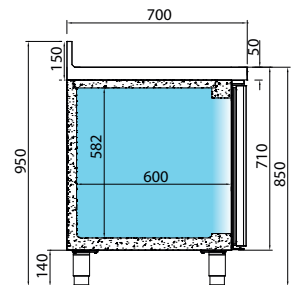
02 Mesas



Doble acristalamiento (6-15-5)
Double pane glass (6-15-5)

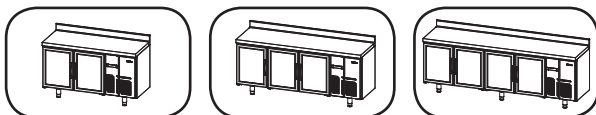


BMGN 1960 CR



MODELOS MODELS	Dimensiones Dimensions LxPxH (mm)	Potencia Power (W)	Tensión/Frecuencia Voltage/Frequency (V/Hz)	Capacidad Capacity (L)	Nº puertas Doors	Nº parrillas / J. guías No shelves / Slides	Compresor Compressor (HP)	Potencia frig. Cooling capacity (W a -10°C)	Evaporación Evaporation	Régimen T ^{int} Temperature Range (38°C)	Desescarche Defrost	Control Control	Refrigerante Refrigerant	Consumo Consumption (kWh/24h)
BMGN 1470 CR	1468x700x850	508	220/50	295	2	2/10 (325x530)	1/3	395	Forzada Forced	0°C/+6°C	Automático Automatic	Digital 30 AMP	R 134 a	2,80
BMGN 1960 CR	1960x700x850	617	220/50	460	3	3/15 (325x530)	3/8	464	Forzada Forced	0°C/+6°C	Automático Automatic	Digital 30 AMP	R 134 a	3,41
BMGN 2450 CR	2452x700x850	656	220/50	625	4	4/20 (325x530)	1/2	568	Forzada Forced	0°C/+6°C	Automático Automatic	Digital 30 AMP	R 134 a	3,62

Características técnicas y constructivas sujetas a variación sin previo aviso / We reserve the right to change specifications without prior notice.



BMGN 1470 CR

BMGN 1960 CR

BMGN 2450 CR

OPCIONAL / OPTIONAL

- Parrilla tupida / Extradense wire shelf (502X62)
- Parrilla inoxidable / Stainless steel wire shelf (502X46)
- Juego de guías / Slides (503X15; 503X20)
- Cerradura / Lock (506X60)